




WITH AUTOMATIC LONGITUDINAL FEEDS AND VARIABLE SPEED SHOWN ON DIGITAL DISPLAY.



Centers height	90 mm
Max swing over the bed	170 mm
Max swing over the cross slide	110 mm
Tool height	10 mm
Distance between centers	300 mm
Spindle bore	20 mm
Spindle bore taper MT	3
Spindle speed	(2) 100 - 1100 200 - 2500 rpm
Metric threads	0,5 - 2,5 mm / giro
Tailstock taper MT	2
Motor	230 V 50 60 Hz 0,5 kW
Dimensions	730 x 290 x 280 h mm
Net weight	40 kg
Packaging dimensions	750x380x360 h mm
Gross weight	43,50 kg
EAN Code	8012667186098

Included

- 3+3 jaw self centering chuck Ø 100 mm
- Flange Ø 160 mm
- Follow rest
- Steady rest
- Dead center MT 2
- Thread dial
- Turret safeguard
- Chuck safeguard
- Full length splash guard
- 4 side fix tool post 10 mm